

- (18) J. E. Huheey, *J. Phys. Chem.*, **69**, 3284 (1965).
 (19) A. H. Cowley and W. D. White, *J. Am. Chem. Soc.*, **91**, 1917 (1969).
 (20) National Science Foundation, Washington, D.C. 20550.

Kenneth G. Sharp,* Paul A. Sutor

Department of Chemistry, University of Southern California
 Los Angeles, California 90007

Elizabeth A. Williams,* Joseph D. Cargioli

General Electric Company, Research and Development Center
 Schenectady, New York 12301

Thomas C. Farrar,*²⁰ K. Ishibitsu

JEOL, Inc., Cranford, New Jersey 07016

Received October 20, 1975

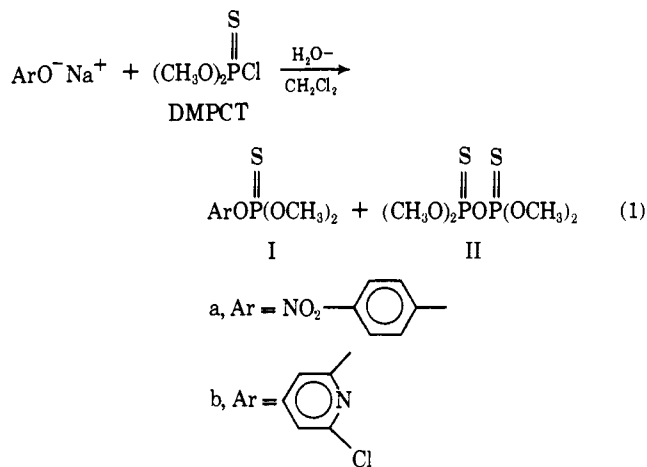
Cocatalysis of Phenolate Phosphorylation in Biphasic Media

Sir:

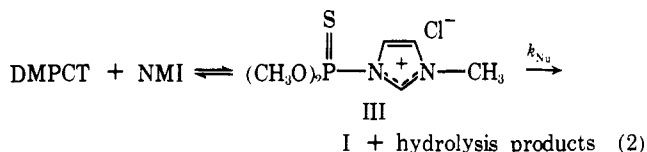
Acyl transfer reactions between a basic, anionic nucleophile in aqueous medium and a hydrolyzable acyl compound in a nonpolar solvent are inhibited by the mutual insolubilities of the reagents as well as the sensitivity of the acyl compound to the alkaline aqueous environment. In particular, thiophosphorylation of moderately nucleophilic phenolates or pyridinates by dialkylthiophosphoryl chlorides in such a biphasic medium is a slow and inefficient process in which the major products may be those of hydrolysis rather than esterification (eq 1). We now present data on several approaches to catalysis of this process including: (1) activation of the acylating agent (nucleophilic catalysis),¹ (2) activation of the nucleophile (phase transfer catalysis)² (PTC), and (3) a combination of (1) and (2) in which both rates and product selectivity are enhanced by the unique interaction of intermediates generated from both reactants.

We initially investigated the formation of methyl parathion (Ia) by rapidly stirring a refluxing 0.15 M solution of dimethylphosphorochloridithionate (DMPCT) in methylene chloride with an excess of aqueous sodium *p*-nitrophenolate.³ That this uncatalyzed reaction has negligible synthetic utility is shown by its slow rate ($t_{1/2} \sim 30$ h) and final product distribution of 40% Ia and 60% of DMPCT hydrolysis products, mainly tetramethylthiopyrophosphate (II).

The addition of 1% (1.5×10^{-3} M) of the nucleophilic catalyst, N-methylimidazole (NMI), greatly increased the reaction rate ($t_{1/2} \sim 1.5$ h) but considerable hydrolysis (20%) was still evident. This rate increase clearly implicates the formation of the reactive intermediate III,⁴ which is partitioned between the two nucleophiles (eq 2). This reaction is very sensitive to stirring rate and, as with a similar



nucleophilic catalysis reaction in a biphasic system,⁵ may be largely interfacial in nature.



Catalysis can also be accomplished with organosoluble quaternary ammonium (Q⁺) salts, the first example of PTC applied to phosphorylation. Addition of 1% of tetra-*n*-butylammonium bisulfate (TBAB) gives 91% of ester Ia with $t_{1/2}$ of ~ 4 h. Unlike the NMI catalyzed process, but as generally found for PTC reactions,⁶ the rate is insensitive to stirring beyond ~ 100 rpm.

Combining both catalysts, 1% each of NMI and TBAB, provides a unique cocatalytic effect in which the rate enhancement of the nucleophilic catalyst and the product specificity of the phase transfer catalyst are both combined and even surpassed ($t_{1/2} \sim 1.2$ h, % I = 95). The most plausible explanation for this previously unobserved phenomenon is that an additional mechanistic pathway has been made available; the activated electrophilic intermediate III can now react directly with the activated nucleophile, the quaternary ammonium phenate IV, as it is extracted into the organic layer (eq 3). The rate constant for such a reac-

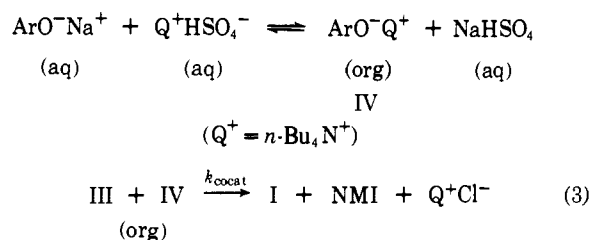


Table I. Pseudo-First-order Rate Constants (k_{obsd}) for Uncatalyzed, Individually Catalyzed, and Cocatalyzed Aqueous 0.8 M Sodium 2-(6-chloropyridinol) and 0.2 M DMPCT in CH₂Cl₂ at 25° and 500 rpm.

Catalyst ^b		Cocatalyst						
		[Cat], M	TBAB	NMI	[TBAB] (0.01 M NMI)	[TBAB] (0.02 M NMI)	[NMI] (0.01 M TBAB)	[NMI] (0.02 M TBAB)
					$k_{\text{obsd}} \times 10^4, \text{s}^{-1} \text{ }^a$			
0.000	0.046	0.046	0.046	3.0	6.3	0.6	1.0	
0.002	—	—	0.7	—	—	—	—	
0.005	—	—	1.8	3.3	—	2.5	—	
0.010	0.6	3.0	4.5	4.5	7.8	4.5	4.8	
0.020	1.0	6.3	10.1	4.8	10.1	7.8	10.1	
0.030	1.2	8.7	22	6.7	—	—	—	

^a All $\pm 10\%$. ^b Individual catalysts.

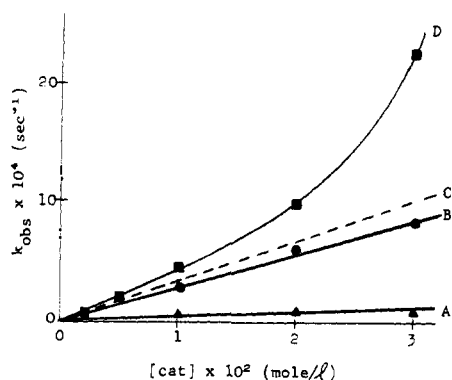


Figure 1. Effect of catalyst concentration on rate of reaction (1) using data of Table I. Catalysts are: (A) TBAB; (B) NMI; (C) TBAB + NMI, equimolar, calculated assuming additivity of A and B; (D) TBAB + NMI, equimolar, found.

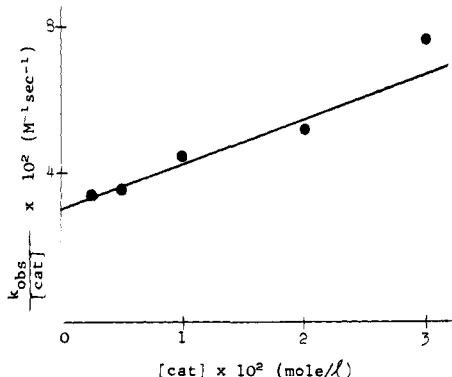


Figure 2. Plot of $k_{\text{obsd}}/[\text{cat}]$ vs. $[\text{cat}]$ for data of curve D, Figure 1.

tion (k_{cocat}) would be predicted to be very large, but at low catalyst levels its contribution to the overall process would be severely mediated by its bimolecular nature. To obtain definitive information on the extent of this cocatalysis we undertook a kinetic study of the formation of 1b utilizing the more water soluble nucleophile, sodium 2-(6-chloropyridinolite).

The observed pseudo-first-order rate constants (k_{obsd}) are summarized in Table I for the uncatalyzed, NMI or TBAB catalyzed, and cocatalyzed reactions.⁷ The dependence of k_{obsd} on catalyst concentration is shown in Figure 1. Individually, the rate constants for both the phase transfer (curve A) and amine (curve B) catalyzed reaction give the expected first-order behavior. However, k_{obsd} for the combined catalysts (curve D) fits the calculated, additive curve C only at low concentrations, the sharply upward deviation at concentrations greater than 0.01 M indicating the presence of an additional, higher order component in k_{obsd} .

The overall rate (neglecting an insignificant contribution from the uncatalyzed reaction) for the binary catalysis process may be written as shown in eq 4 and 5.

$$\frac{-d(\text{DMPCT})}{dt} = k_{\text{PTC}}[\text{TBAB}][\text{DMPCT}] + k_{\text{Nu}}[\text{NMI}][\text{DMPCT}] + k_{\text{cocat}}[\text{TBAB}][\text{NMI}][\text{DMPCT}] \quad (4)$$

and

$$k_{\text{obsd}} = k_{\text{PTC}}[\text{TBAB}] + k_{\text{Nu}}[\text{NMI}] + k_{\text{cocat}}[\text{TBAB}][\text{NMI}] \quad (5)$$

From these rate equations and the data of Table I, all the pertinent rate constants may be evaluated. For equivalent concentrations of the two catalysts the data may be plotted

as in Figure 2, the slope yielding $k_{\text{cocat}} = 1.3 \pm 0.3 \text{ l.}^2 \text{ mol}^{-2} \text{ s}^{-1}$ and the intercept = $k_{\text{PTC}} + k_{\text{Nu}} = 3 \times 10^{-2} \text{ l. mol}^{-1} \text{ s}^{-1}$. Plots of $[\text{TBAB}]$ vs. k_{obsd} for three different NMI concentrations and of $[\text{NMI}]$ vs. k_{obsd} for differing $[\text{TBAB}]$ give straight lines whose slopes increase with increasing $[\text{NMI}]$ in the former and $[\text{TBAB}]$ in the latter. This result requires that the overall catalytic effect of one catalyst is increased in proportion to the concentration of the other; i.e., a cocatalytic effect has been demonstrated.

From the slopes and intercepts of k_{obsd} vs. $[\text{cat}]$ for non-equivalent catalyst concentrations, additional rate data may be obtained⁸ which agree well with each other but differ somewhat from those evaluated from Figure 2. The average ($\pm 10\%$) values, calculated as pseudo-first-order rate constants for 1.0 M catalysts are: $k_{\text{PTC}} = 45$, $k_{\text{Nu}} = 290$, and $k_{\text{cocat}} = 8500 \text{ s}^{-1}$. Using these k 's we calculate that at the 0.02 M catalyst level, 33% of the total reaction proceeds via eq 3.

Finally, we can again demonstrate that the optimum features of the individual catalysts are incorporated in cocatalysis: using equivalent amounts of 0.2 M pyridinolite and DMPCT with 0.02 M catalysts the rate of the cocatalyzed process is 1.5 times that of the sum of the individually catalyzed reactions while still maintaining the PTC-catalyzed selectivity ratio of 9:1 (ester:hydrolysis) rather than the NMI-catalyzed selectivity of 1:1. The full implication of these results, particularly for bioorganic applications, remains to be explored.⁹

Acknowledgment. The authors are grateful to D. E. Golan and R. A. Dubois for experimental contributions and to Professors W. P. Jencks and C. P. Lillya for critical discussions.

References and Notes

- Reviews: J. R. Cox and O. B. Ramsay, *Chem. Rev.*, **64**, 317 (1964); W. P. Jencks, "Catalysis in Chemistry and Enzymology", McGraw-Hill, New York, N.Y., 1969, Chapter 2; M. L. Bender, "Mechanisms of Homogeneous Catalysis from Protons to Proteins", Wiley Interscience, New York, N.Y., 1971.
- Reviews: J. Dockx, *Synthesis*, 441 (1973); E. V. Dehmow, *Angew. Chem., Int. Ed. Engl.*, **13**, 170 (1974).
- The disappearance of DMPCT and the formation of 1 were monitored by GLC analysis of the organic layer, using an internal standard for quantification.
- F. Cramer and H. Schaller, *Chem. Ber.*, **94**, 1634 (1961); T. Wagner-Jauregg and B. E. Hackley Jr., *J. Am. Chem. Soc.*, **75**, 2125 (1953).
- F. M. Menger, *J. Am. Chem. Soc.*, **92**, 5965 (1970).
- C. M. Starks and R. M. Owens, *J. Am. Chem. Soc.*, **95**, 3613 (1973); H. H. Freedman and R. A. Dubois, *Tetrahedron Lett.*, 3251 (1975).
- Standard conditions: equal volumes of aqueous 0.8 M sodium 2-(6-chloropyridinolite) and 0.2 M DMPCT in CH_2Cl_2 , 25°, stirred at 500 rpm. Rate constants were determined from first-order plots of DMPCT disappearance and were independent of pyridinolite concentration under our conditions.
- For details of an analogous kinetic treatment see W. P. Jencks and M. Gilchrist, *J. Am. Chem. Soc.*, **88**, 104 (1966).
- Preliminary results with carboxylic acid chlorides and anhydrides have demonstrated the marked advantage of PTC, but not of cocatalysis, for phenolate acylations in biphasic media.

R. W. Ridgway, H. S. Greenside, H. H. Freedman*

Dow Chemical U.S.A.
Central Research-New England Laboratory
Wayland, Massachusetts 01778

Received December 12, 1975

Electrochemical Synthesis and Structural Characterization of the Iron-Sulfur Cluster Cation¹

$$[(\eta\text{-C}_5\text{H}_5)_2\text{Fe}_2(\text{S}_2)(\text{SC}_2\text{H}_5)_2]^+$$

Sir:

The synthesis and structural analysis² of $[\text{Cp}_2\text{Fe}_2(\text{S}_2)(\text{SC}_2\text{H}_5)_2]$ (1) ($\text{Cp} = \eta\text{-C}_5\text{H}_5$) have expanded the growing list of crystallographically determined mole-